

20

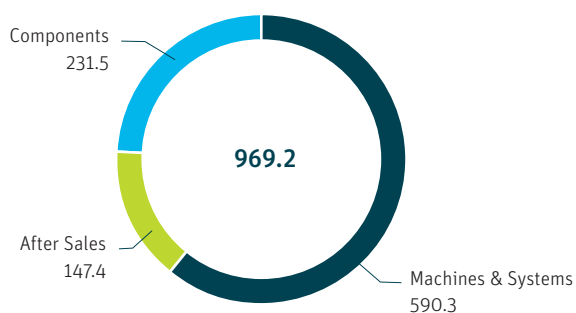
Summary Report

21

RIETER AT A GLANCE

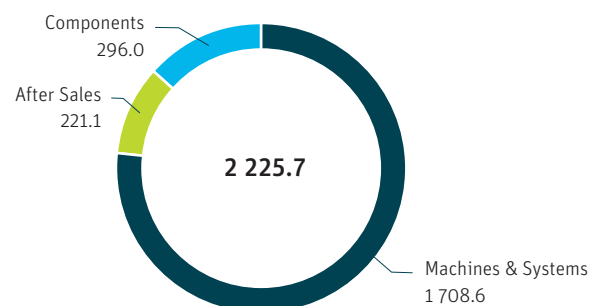
Sales by Business Group

CHF million



Order Intake by Business Group

CHF million



CHF million	2021	2020	Difference
Order intake¹	2 225.7	640.2	248%
Sales	969.2	573.0	69%
EBITDA¹	85.0	-46.7	
– in % of sales	8.8	-8.2	
EBIT before restructuring charges¹	46.0	-76.7	
– in % of sales	4.7	-13.4	
EBIT¹	47.6	-84.4	
– in % of sales	4.9	-14.7	
Net profit	31.7	-89.8	
– in % of sales	3.3	-15.7	
Capital expenditure¹	38.6	28.6	35%
Net liquidity¹	-161.9	41.3	-492%
Dividend per share (in CHF)²	4.00	0.00	
Equity ratio in %¹	27.6	36.4	-24%
Number of employees (excluding temporaries)	4 907	4 416	11%

¹ Definition in Alternative Performance Measures on page 43/44 in the 2021 Annual Report.

² Motion of the Board of Directors on page 107 in the 2021 Annual Report.



Bernhard Jucker
Chairman of the Board of Directors

Dr. Norbert Klapper
Chief Executive Officer

DEAR SHAREHOLDER

The 2021 financial year was characterized by a rapid market recovery. As market and technology leader, Rieter succeeded in this environment in posting a record order intake, significantly increased sales compared with the previous year despite the bottlenecks in the supply chains, and generated an EBIT margin of 4.9%. This success is based on the investments in innovation and competitiveness of Rieter in recent years. Crisis management in the 2020 pandemic year, which aimed at benefiting from the expected market recovery after the pandemic, was also a contributing factor. With the acquisition of three businesses from the Saurer Group, a further milestone in the implementation of the strategy has been achieved. The acquisition strengthens Rieter's market position by completing the ring and compact-spinning system. With the laying of the foundation stone for the Rieter CAM-PUS in September 2021, an important prerequisite for the expansion of the company's technology leadership has been created. Rieter enters 2022 with confidence based on expected sales of around CHF 1 500 million. There are risks due to the well-known bottlenecks in the supply chains, the ongoing pandemic, the geopolitical uncertainties and the global cost increases.

ORDER INTAKE AND SALES

The exceptionally high order intake of CHF 2 225.7 million (2020: CHF 640.2 million) is broadly supported at the global level. It is based on a catch-up effect from the two prior years and a regional shift in demand for new machines and systems. Rieter believes that a major reason for this shift is the development of costs in China. This is leading to increased investment outside China, but also to investment in the competitiveness of Chinese spinning mills. The orders came primarily from Turkey, India, Latin America, Uzbekistan, China and Pakistan.

At the end of 2021, the company had an order backlog of around CHF 1 840 million (December 31, 2020: around CHF 560 million).

Rieter closed the 2021 financial year with sales of CHF 969.2 million, which corresponds to an increase of 69% compared to the previous year (2020: CHF 573.0 million).

EBIT, NET PROFIT AND FREE CASH FLOW

The profit at the EBIT level in the 2021 financial year was CHF 47.6 million, which represents 4.9% of sales. At the net profit level, a profit of CHF 31.7 million accrued, which corresponds to 3.3% in relation to sales.

Free cash flow at CHF 128.1 million is a result of the positive developments in earnings and net working capital.

The acquisition of three businesses from the Saurer Group for a purchase price of CHF 321.4 million resulted in net debt of CHF 161.9 million; as of December 31, 2020, net liquidity amounted to CHF 41.3 million. At December 31, 2021, liquid funds amounted to CHF 249.4 million (2020: CHF 283.2 million).

The equity ratio as of December 31, 2021, was 27.6% (previous year's reporting date: 36.4%).

SALES BY REGION

Sales increased in all regions, with the exception of Africa. The highest growth of CHF 126.0 million compared to CHF 50.8 million in the previous year was achieved in India, followed by North and South America with CHF 149.9 million in 2021 compared to CHF 66.4 million in the previous period, and the Asian countries excluding China, India and Turkey with CHF 318.7 million (2020: CHF 184.8 million). In Turkey, Rieter increased sales to CHF 182.3 million (2020: CHF 122.0 million), in China to CHF 135.3 million (2020: CHF 92.8 million) and in Europe to 43.3 million (2020: CHF 38.4 million). In Africa, sales were below the prior-year level at CHF 13.7 million (2020: CHF 17.8 million).

BUSINESS GROUPS

Despite the well-known challenges in the supply chain, the Business Group Machines & Systems posted an order intake of CHF 1 708.6 million (2020: CHF 363.9 million) and achieved sales of CHF 590.3 million, double the previous year's figure (2020: CHF 295.8 million). Ring and compact-spinning systems,

on whose customer benefits Rieter has worked intensively in recent years, were particularly in demand.

The order intake of the Business Group Components was CHF 296.0 million, 75% above the previous year's level (2020: CHF 169.1 million). Against the backdrop of successful strategy implementation and good capacity utilization at spinning mills worldwide, sales increased to CHF 231.5 million (2020: CHF 174.3 million).

The Business Group After Sales recorded an order intake of CHF 221.1 million, 106% higher than the previous year (2020: CHF 107.2 million). Sales reached a level of CHF 147.4 million (2020: CHF 102.9 million). The positive evolution of the Business Group After Sales was also significantly influenced by successful strategy implementation and good capacity utilization at spinning mills around the world.

ACQUISITION OF THREE SAURER BUSINESSES

Effective from December 1, 2021, Rieter is consolidating the components businesses acquired from Saurer. With the acquisition of Accotex (elastomer components for spinning machines) and Temco (bearing solutions for filament machines), Rieter is strengthening its market position in the components business.

The acquisition of the third business from Saurer (automatic winder) completes and thus considerably increases the attractiveness of Rieter's ring and compact-spinning system. This acquisition marks an important milestone in the implementation of the company's strategy as an innovative systems supplier. The transaction is expected to be finalized in the first half of 2022.

RIETER CAMPUS

On September 8, 2021, at the Winterthur location, the foundation stone was laid for the Rieter CAMPUS, which includes a customer and technology center as well as an administration building. With the Rieter

CAMPUS, the company is creating a state-of-the-art and creative working environment, ensuring access to cutting-edge European technology and enhancing its ability to attract young talent. Thus, the Rieter CAMPUS will make an important contribution to the implementation of the innovation strategy and to the enhancement of the company's technology leadership position.

DIVIDEND

In view of the profit of CHF 31.7 million at the net profit level in the 2021 financial year, the Board of Directors proposes to the shareholders for 2021 the distribution of a dividend of CHF 4.00 per share. This corresponds to a payout ratio of 57%.

CHANGES TO THE GROUP EXECUTIVE COMMITTEE

With effect from March 1, 2021, the Board of Directors of Rieter Holding AG appointed Roger Albrecht as Head of the Business Group Machines & Systems and a member of the Group Executive Committee.

BOARD OF DIRECTORS AND ANNUAL GENERAL MEETING

At the 130th Annual General Meeting held on April 15, 2021, the shareholders approved all motions proposed by the Board of Directors. The Chairman of the Board Bernhard Jucker and the Directors This E. Schneider, Hans-Peter Schwald, Peter Spuhler, Roger Baillod, Carl Illi and Luc Tack were confirmed for a further one-year term of office. Stefaan Haspeslagh was newly elected to the Board of Directors for a one-year term of office. This E. Schneider, Hans-Peter Schwald and Bernhard Jucker, the members of the Remuneration Committee who were standing for election, were also each re-elected for a one-year term of office.

CHANGES TO THE BOARD OF DIRECTORS

The two members of the Board of Directors, Luc Tack and Stefaan Haspeslagh, resigned from Rieter's Board of Directors with effect from August 30, 2021.

OUTLOOK

Rieter anticipates a gradual normalization of the de-

mand for new systems in the coming months. The company expects demand for wear and spare parts to remain at a good level due to high capacity utilization at spinning mills.

For the full year 2022, due to the high order backlog and the consolidation of the businesses acquired from Saurer, Rieter anticipates sales of around CHF 1 500 million. Sales in the second half of 2022 are expected to be higher than in the first half of the year.

The realization of sales from the order backlog continues to be associated with risks in relation to the well-known bottlenecks in the supply chains, the ongoing pandemic, and the geopolitical uncertainties. Despite the price increases already implemented, the rise in global costs poses a risk to the development of profitability.


THANK YOU

On behalf of the Board of Directors and the Group Executive Committee, we wish to thank all Rieter employees for their great dedication under the very difficult conditions in financial year 2021. It was only possible to cope with the rapid market recovery, the bottlenecks in the supply chains and the ongoing COVID pandemic thanks to the great commitment of the employees and their loyalty to Rieter. Our customers, suppliers and business partners who for their part had to overcome major challenges also deserve a big thank you for their loyalty to the Rieter Group. We express our heartfelt thanks to the Rieter shareholders for their trust and hope to be able to welcome them again in person at the Annual General Meeting next year.

Winterthur, March 8, 2022



Bernhard Jucker
Chairman of the
Board of Directors



Dr. Norbert Klapper
Chief Executive Officer

FINANCIAL CALENDAR

Annual General Meeting 2022	April 7, 2022
Semi-Annual Report 2022	July 19, 2022
Investor Update 2022	October 21, 2022
Publication of Sales 2022	January 25, 2023
Deadline for Proposals Regarding the Agenda of the Annual General Meeting	February 17, 2023
Results Press Conference 2023	March 9, 2023
Annual General Meeting 2023	April 20, 2023
Semi-Annual Report 2023	July 20, 2023
Investor Update 2023	October 20, 2023

RIETER GROUP

Rieter is the world's leading supplier of systems for short-staple fiber spinning. Based in Winterthur (Switzerland), the company develops and manufactures machinery, systems and components used to convert natural and man-made fibers and their blends into yarns. Rieter is the only supplier worldwide to cover the complete spinning process across all technologies established on the market. With 17 manufacturing locations in ten countries, the company employs a global workforce of some 4 900, about 18% of whom are based in Switzerland.

Rieter is a strong brand with a long tradition. For more than 225 years Rieter's innovative momentum has been a powerful driving force for progress in the spinning mill industry. The main focus is the efficiency of the customer's yarn production. Efficiency in yarn production is attained through minimal use of resources. Therefore, Rieter makes an important contribution to the sustainable production of textiles.

With a global sales and service organization, Rieter is well positioned as market leader in the global competitive environment.

For the benefit of shareholders, customers and employees, Rieter aspires to achieve sustained growth in enterprise value. With this in mind, Rieter seeks to maintain continuous growth in sales and profitability throughout the investment cycle in the textile industry.

The company comprises three business groups: Machines & Systems, Components and After Sales.

SALES CHF million

2021

969.2

2020

573.0

North and South America


2021 149.9

2020 66.4

Brazil
São Paulo

USA
Spartanburg

- Sales/Agents
- Service
- Production
- Research & Development
- Headquarters



Europe ●●●●●

2021 **43.3**
2020 **38.4**

- Switzerland**
Winterthur
Pfäffikon
Rapperswil
Wädenswil
- Belgium**
Stembert
- Germany**
Gersthofen
Hammelburg
Ingolstadt
Muenster
Suessen
- France**
Wintzenheim
- Italy**
Galbiate
- Netherlands**
Enschede
- Czech Republic**
Boskovice
Ústí nad Orlicí

Turkey ●●

2021 **182.3**
2020 **122.0**

- Istanbul

Africa ●●

2021 **13.7**
2020 **17.8**

Asian countries¹ ●●●●

2021 **318.7**
2020 **184.8**

- Taiwan, China**
Taipei
- Uzbekistan**
Tashkent

¹ without China, India and Turkey

China ●●●●●

2021 **135.3**
2020 **92.8**

- Changzhou
- Hong Kong
- Zhongshan

India ●●●●●

2021 **126.0**
2020 **50.8**

- Wing

REVIEW 2017 TO 2021

		2021	2020	2019	2018	2017
Consolidated income statement						
Sales	CHF million	969.2	573.0	760.0	1 075.2	965.6
• Asian countries (without China/India/Turkey)	CHF million	319	185	293	434	319
• China	CHF million	135	93	137	149	184
• India	CHF million	126	51	100	146	174
• Turkey	CHF million	182	122	67	155	100
• North and South America	CHF million	150	66	106	109	115
• Europe	CHF million	43	38	41	47	46
• Africa	CHF million	14	18	16	36	28
EBITDA ¹	CHF million	85.0	-46.7	123.1 ²	84.1	64.7
• in % of sales		8.8	-8.2	16.2	7.8	6.7
EBIT before restructuring charges ¹	CHF million	46.0	-76.7	84.6 ²	42.9	51.8
• in % of sales		4.7	-13.4	11.1	4.0	5.4
EBIT ¹	CHF million	47.6	-84.4	84.9 ²	43.2	15.8
• in % of sales		4.9	-14.7	11.2	4.0	1.6
Net profit	CHF million	31.7	-89.8	52.4	32.0	13.3
• in % of sales		3.3	-15.7	6.9	3.0	1.4
RONA ¹	in %	5.6	-14.3	10.0	6.6	3.0
Consolidated cash flow statement						
Cash flow from operating activities	CHF million	165.7	-49.8	-45.7	78.4	20.6
Cash flow from investing activities ³	CHF million	-37.6	-25.0	88.0	-14.8	-21.7
Cash flow from financing activities	CHF million	151.4	78.0	-9.8	-36.3	-19.4
Free cash flow ¹	CHF million	128.1	-74.8	42.3	63.6	-1.1
Number of employees at December 31⁴						
		4 907	4 416	4 591	5 134	5 246
Consolidated balance sheet at December 31						
Current assets	CHF million	718.9	555.7	567.2	577.8	598.2
Non-current assets	CHF million	717.4	407.8	415.8	424.5	450.0
Current liabilities	CHF million	744.8	428.3	410.7	320.6	323.2
Non-current liabilities	CHF million	295.4	184.3	102.7	235.1	267.5
Equity attributable to shareholders of Rieter Holding Ltd.	CHF million	395.8	350.6	468.8	445.9	456.8
Equity attributable to non-controlling interests	CHF million	0.3	0.3	0.8	0.7	0.7
Total assets	CHF million	1 436.3	963.5	983.0	1 002.3	1 048.2
Equity ratio ¹	in %	27.6	36.4	47.8	44.6	43.6
Cash and cash equivalents	CHF million	248.7	282.3	284.1	256.2	243.3
Marketable securities and time deposits	CHF million	0.7	0.9	0.9	0.9	1.1
Current financial debt	CHF million	-209.7	-151.4	-121.0	-0.2	-7.3
Non-current financial debt	CHF million	-201.6	-90.5	-1.9	-106.7	-106.6
Net liquidity¹	CHF million	-161.9	41.3	162.1	150.2	130.5

1. Definition in Alternative Performance Measures on pages 43 and 44 in the 2021 Annual Report.

2. Including the gain on disposal of land and buildings in Ingolstadt (Germany) amounting to CHF 94.5 million.

3. Excluding acquisitions and divestments of business.

4. Excluding apprentices and temporary employees.

Rieter Holding Ltd. share (RIEN)

			2021	2020	2019	2018	2017
Market capitalization ¹	December 31	CHF million	795	432	623	577	1 076
Market capitalization/EBITDA ratio			9.4	-9.3	5.1	6.9	16.6
Share price at SIX Swiss Exchange	December 31	CHF	177.0	96.7	138.1	128.8	237.8
	high	CHF	234.5	137.5	157.0	258.8	248.0
	low	CHF	91.3	74.5	122.2	119.0	175.0
Equity attributable to shareholders of Rieter Holding Ltd. per share	December 31	CHF	88.1	78.5	103.8	99.5	101.0
Basic earnings per share		CHF	7.04	-20.05	11.65	7.07	2.92
Price/earnings ratio ¹			25.1	-4.8	11.9	18.2	81.4
Dividend per share		CHF	4.00 ²	0.00	4.50	5.00	5.00
Dividend payout ratio ¹		in %	56.8	0.0	38.6	70.7	171.2
Dividend yield ¹		in %	2.3	0.0	3.3	3.9	2.1

1. Definition in Alternative Performance Measures on pages 43 and 44 in the 2021 Annual Report.

2. Motion of the Board of Directors on page 107 in the 2021 Annual Report.

Rieter Holding Ltd.
CH-8406 Winterthur
T +41 52 208 71 71
F +41 52 208 70 60

Group Communication
T +41 52 208 70 45
F +41 52 208 70 60
media@rieter.com

Investor Relations
T +41 52 208 70 15
F +41 52 208 70 60
investor@rieter.com

www.rieter.com