


Spinning Preparation
E 86 Comber

RIETER



E 86

E 86 Comber with Option ROBOlap



For better combing



The maximum production of the E 86 comber is up to 90 kg/h combed sliver. The combed sliver production of 2 tons per day is therefore significantly exceeded.


Highest Production



RIETER
E 86

RIETER
E 86

E 86

A detailed view of a paper mill's machinery, showing large rolls of paper being processed by rollers and guides. The machine is primarily green and yellow. The text 'High Flexibility' is overlaid in a yellow, sans-serif font on a dark green rectangular background.

High Flexibility

E86



Adaptation to market requirements can be realised due to the greatest active combing area in combination with the flexible setting.



The gentle, controlled fibre treatment is achieved by optimally coordinated combing movements and the technology elements developed by Rieter.



Unequaled Quality

E 86

Fully-automated Lap Changing and Piecing System

ROBOlap enables automated lap changing and piecing

Highest Production

Over 2 tonnes of combed sliver production per day

1 000 mm Cans


Up to 90% higher can capacity

Gentle, Controlled Fibre Treatment

Perfectly coordinated technologies

Largest Active Combing Area

Adaptations to the market through flexibility in the noil extraction height



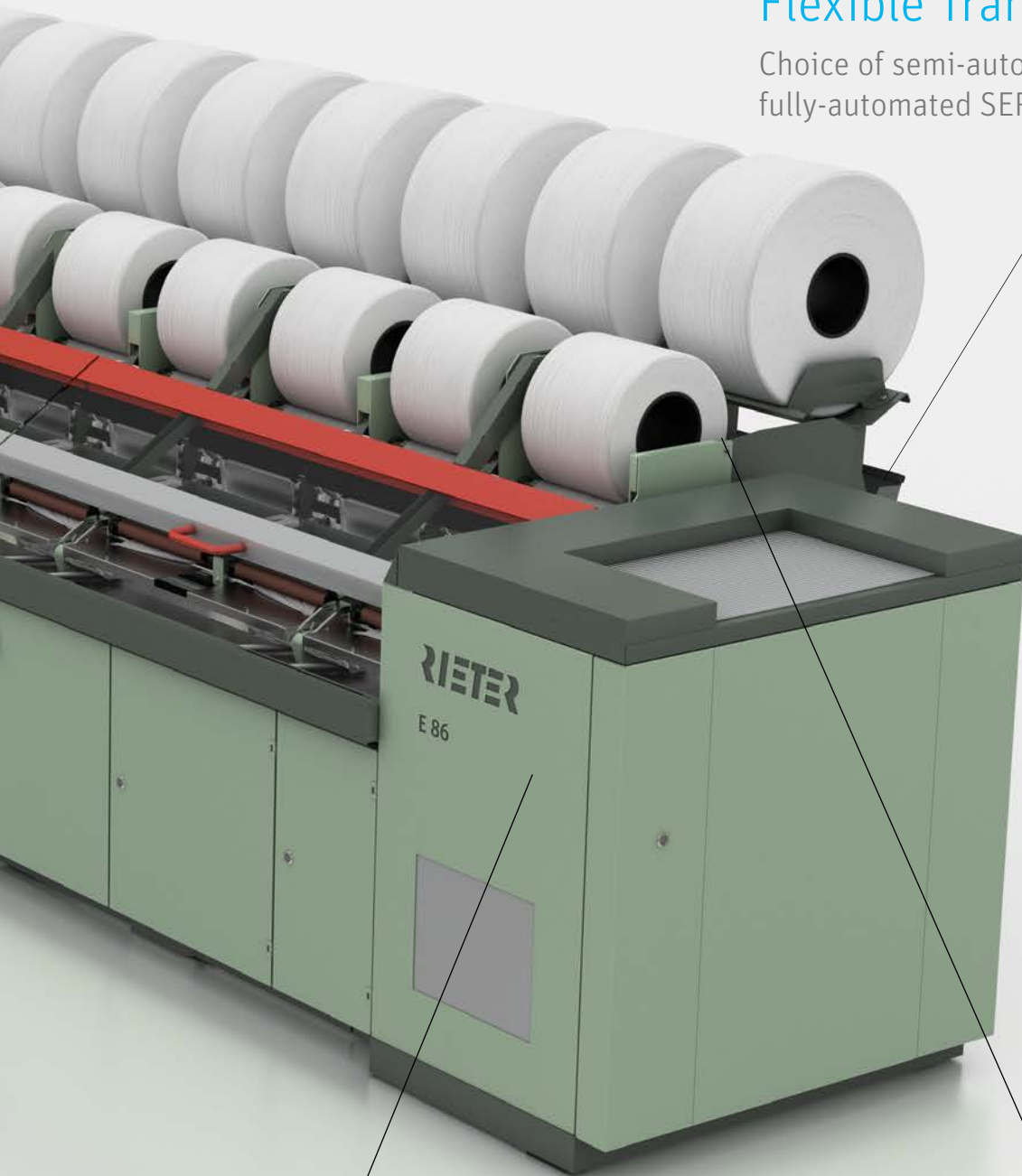
OUTSTANDING

FEATURES

E 86

Flexible Transport Systems

Choice of semi-automated SERVOfrolley and fully-automated SERVOflap lap transport



Lower Manufacturing Costs

Perfect fibre selection combined with the highest clearing degree results in fibre savings

Higher Efficiency


2% higher efficiency thanks to ROBOflap

Highest Productivity

Up to 540 kg/h production per combing set

Combing set productivity

The highest combing set productivity available on the market comes from Rieter. This is carried out by the E 36 OMEGAlap combing preparation machine and the E 86 comber. With a set of 1 E 36 + 6 E 86, production of up to 540 kg/h can be achieved.



Economic combing set with 1 E 36 OMEGAlap, 6 E 86 combers and 1 E 26 SERVOlap

Highest comber productivity



The maximum output of the E 86 comber is 90 kg/h combed sliver. The combed sliver production of 2 tons per day is therefore significantly exceeded. This is a new record that has been set by the Rieter comber. The E 86 comber is able to achieve the highest production, as the relevant parameters, batt weight, feed distance moved per cycle and number of nips per minute work in perfect harmony.

1 000 mm cans in the entire production process

The use of 1 000 mm diameter cans in the combing process enables a standard can dimension from the card to feeding the autoleveller draw frame. The use of 1 000 mm cans reduces the number of can changes by 50% and therefore the operating expenses by 10% in practice. The number of piecings is also halved, which with improved quality leads to higher efficiency on the draw frame.



Highest Flexibility


Up to 10 % saving on conversion costs

Optimal fibre utilisation

Oriented towards fibre utilisation, the E 86 comber achieves the highest demands for optimal fibre output and low production costs. The largest active combing area with an expansion of 45% enables the highest fibre purity and improved fibre parallelism. Together with the Ri-Q-Comb Flex geometry this has an extremely positive

effect on targeted fibre selection. This results in higher flexibility in fibre utilisation, as well as being more economical in use than competitor machines.





Combed Sliver Quality at a New Level

Solid and high-quality components





Drafting system

The Rieter drafting system has already proved itself in many machines. The 3-over-3 cylinder drafting system enables optimal draft distribution. Precise fibre guiding guarantees faultless processing of cotton in the 1" to 1 7/8" staple length range and leads to good sliver regularity. The draft distances can be adapted optimally to the particular staple length in pre-draft and main draft. The use of new types of fibre guiding elements in the drafting system (AIRshields) causes a reduction in clearer cuts of up to 50%.

Delivery

According to the drafting system, the combed sliver is guided and condensed using newly designed sliver transporters in the finger funnel. Before the feed into the can, a sensor monitors the combed sliver in thin places. The sensor can be adjusted mechanically and reacts when the sliver count falls below the defined level. To increase the adhesive length, the combed sliver is compressed by a pair of undulating calendar rollers and deposits it gently in the can. The result is combed sliver with the highest sliver regularity.



Sliver extraction for flock blending

Rieter combers are also available with an appropriate additional module. The module enables the suction of the combed sliver directly according to the drafting system. The combed sliver is guided to the blending opener through additional piping. The switch from sliver extraction to normal storage in cans is carried out with a simple handle.


First Class Combing Elements

Gentle and controlled fibre treatment

The technological superiority of the Rieter combing plant is demonstrated primarily by the highest quality and production requirements. The movement processes are adjusted so that gentle fibre treatment is guaranteed even under extremely high stress.

Height-adjustable circular comb

The Ri-Q-Comb Flex height-adjustable circular combs with the biggest active combing surfaces allow more flexibility in the noil extraction height. In this way, adaptation to market requirements can be realised in combination with the flexible setting. In addition, an unequalled yarn quality is achieved.



Established top comb

The use of Ri-Q-Top top combs guarantees the highest degree of comb efficiency with the lowest tendency to soil. The optimally selected tooth shape and tooth density plus the moment of application are decisive to achieving these goals. Better holding of the top combs is guaranteed by the use of screws in the top comb support.

Precise combing nipper


The Rieter combing nipper guarantees faultless processing of up to 80 g/m batt weight. High-precision batt clamping combined with the optimised round and top comb movement creates optimal comb work and fibre selection throughout the entire comb movement area.



Fully Automated Combing System

Unique fully automated lap change and batt piecing system

ROBOlap



Automated batt piecing by the ROBOlap system

The established ROBOlap system is already on the market in over 3 000 machines. It enables operator effort to be reduced to a purely monitoring role. The efficiency compared with semi-automated E 86 combers is increased by around 2%. In addition, the piecing operation of the ROBOlap system leads to a measurably better and constant piecing quality compared with manual batt piecing (see illustration). This is an effect that is reflected in the evenness of the combed sliver. By using the fully automated ROBOlap batt piecing, the requirement for qualified operators is considerably reduced.

Benefits of the ROBOlap system:

- Reduction in human resources
- No waiting times on the comber
- Increased efficiency of the comber
- Quality improvement

Fully automated and semi-automated lap transport

Semi-automated lap transport SERVOTrolley E 16/E 17

The E 17 SERVOTrolley is a semi-automated lap transport system for fully automated combers (ROBOlap), which transports 4 laps and 4 tubes. The loading of the laps on the combing preparation machine takes place automatically. The displacement and positioning of the SERVOTrolley on the comber is carried out manually. As soon as the laps on the comber are idle, the laps are transferred to the comber automatically. The piecing operation of the lap batt and the restart of the comber is carried out fully automatically by the ROBOlap system.

Rieter also offers a lap transport option for combers without ROBOlap. For this combination an E 16 SERVOTrolley is used, whereby the lap and tubing change takes place on the comber by pressing a button. Rolling of the empty tubes onto the trolley and rolling of the full laps on the comber is carried out automatically.

Benefits of the SERVOTrolley:

- Easy handling
- Automatic loading and unloading of laps
- Flexible allocation




E 26 SERVOlap fully automated lap transport system

The E 26 SERVOlap transport system carries out fully automated lap transport. This guarantees the transport of 8 laps simultaneously from the combing preparation machine to the comber. The return transport of the tubes to the combing preparation machine is also fully automated. The E 26 SERVOlap can operate both ROBOlap combers and combers without a fully automated lap piecing system.

Benefits of the E 26 SERVOlap:

- Gentle lap transport
- No operating expenses
- No waiting periods on the comber
- Increased efficiency of the comber

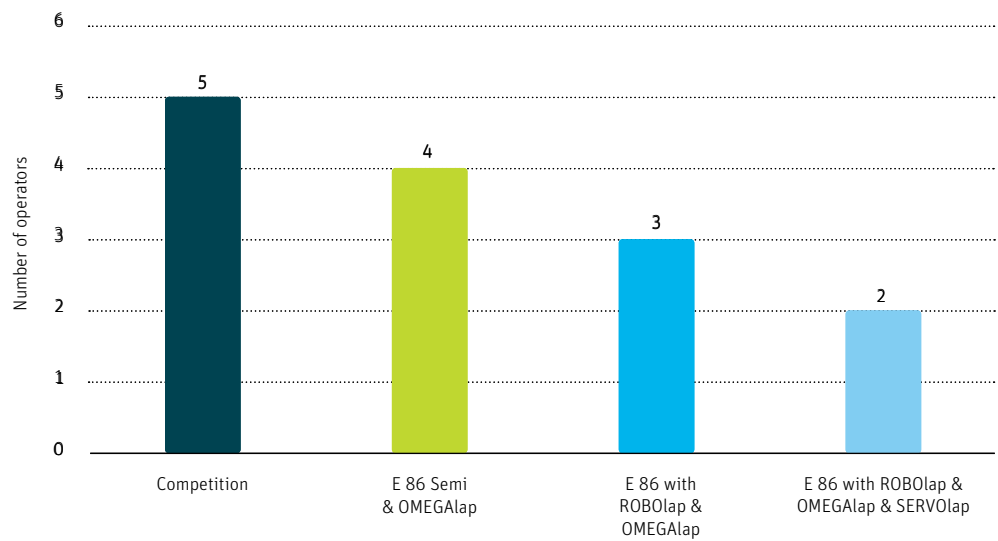


The only fully automated combing system

The E 26 SERVOlap lap and tube transport system plus the ROBOlap system combined with the latest Rieter combing machines, E 36 OMEGAlap and E 86 comber, create a fully automated combing system. Compared with other combing systems, the number of operating staff can be reduced considerably. Illustration 4 shows an example of how high this influence is in reality.



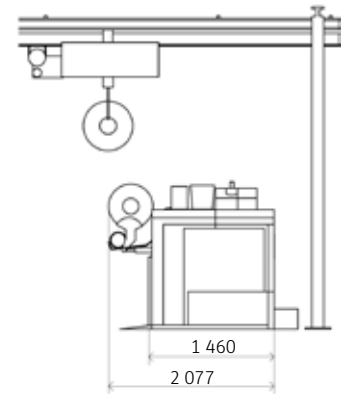
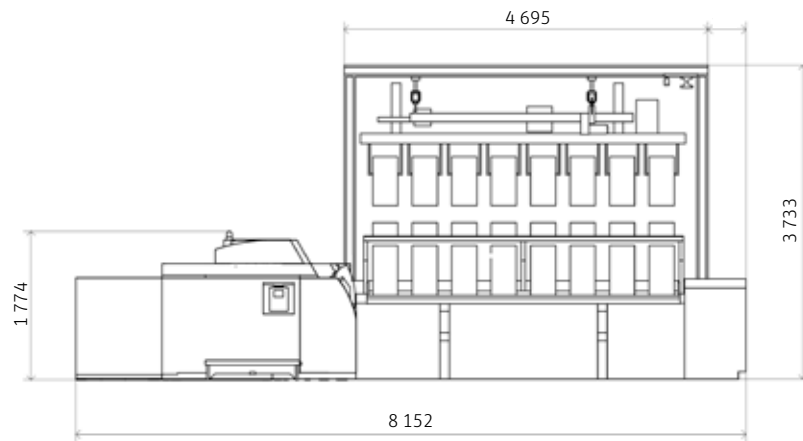
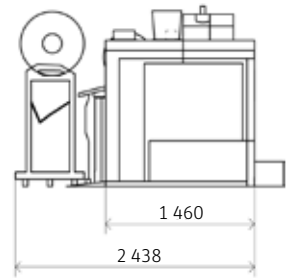
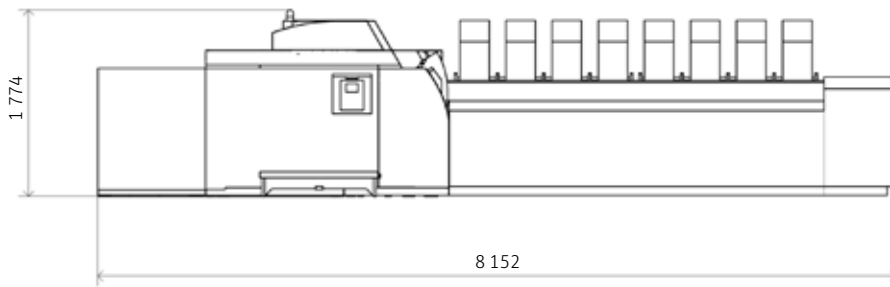
Number of staff needed to operate a combing installation



*Example: 76 000 K 46 spindles and 1 348 kg/h production

Machine Data

E 86 comber with ROBOlap and 1000 mm can



Technological data		E 86 with ROBOlap	E 86
Raw material, commercial staple		1 - 1 1/2 (- 1 3/4) inches	
Batt weight		(60) 64 - 80 g/m	
Lap	Weight max.	21 kg 25 kg combined with OMEGAlap E 36	25 kg
	Diameter max.	550 mm 580 mm combined with OMEGAlap E 36	650 mm
Width		300 mm	
Noil extraction		8 to 25 %	
Doubling		8 times	
Draft		9.12 to 25.12 times	
Sliver weight in runout		3 to 6 ktex	
Efficiency		up to 96%	up to 94 %
Max. production		90 kg/h	90 kg/h

Technical Data				
Max. nip	550 min ⁻¹			
Frequency	50 Hz	60 Hz	50 Hz	60 Hz
Installed power				
- total	6.95 kw	7.95 kw	6.65 kW	7.15 kw
- with fibre separator	-	-	9.65 kw	9.35 kw
Power consumption				
- total	4.7 kw	5.38 kw	4.5 kw	4.84 kw
- with fibre separator	-	-	4.6 kw	5.00 kw

Machine data		
Type of feed	Forward run/return run	
Feed distance moved per cycle	4.3/4.7/4.95/5.2/5.55/5.9 mm	
Ri-Q-Comb circular comb	i400, i500, i700	
Ri-Q-Top top comb	26, 30 teeth/cm	
Drafting system	3 over 3 with variable front zone and main zone distance	
Can diameter	600 mm, 24 inches/1 000 mm, 40 inches	
Can height including rolls	1 200 mm, 48 inches	
Machine distance with SERVOTrolley	600 mm cans min. 3 000 mm (zero line-zero line)/1 000 mm cans min. 3 500 mm (zero line-zero line)	
Machine distance with SERVOlap	600 mm cans min. 2 800 mm (zero line-zero line)/1 000 mm cans min. 3 500 mm (zero line-zero line)	
Lap transport system	- SERVOTrolley E 17 (semi-automated) - SERVOlap (fully automated)	- SERVOTrolley E 16 (semi-automated) - SERVOlap (fully automated)
Noil extraction	- central suction system - separate lap suction system, automated	- central suction system - fibre separator, continuous
Port to ESSENTIAL	optional	



Machine ID
No. 12345678
Date: 2023-10-27
Operator: John
Status: Running







Rieter Machine Works Ltd.
Klosterstrasse 20
CH-8406 Winterthur
T +41 52 208 7171
F +41 52 208 8320
machines@rieter.com
aftersales@rieter.com

Rieter India Private Ltd.
Gat No. 768/2, Village Wing
Shindewadi-Bhor Road
Taluka Khandala, District Satara
IN-Maharashtra 412 801
T +91 2169 304 141
F +91 2169 304 226

**Rieter (China) Textile
Instruments Co., Ltd.**
390 West Hehai Road
Changzhou 213022, Jiangsu
P.R. China
T +86 519 8511 0675
F +86 519 8511 0673

www.rieter.com



The data and illustrations in this brochure and on the corresponding data carrier refer to the date of printing. Rieter reserves the right to make any necessary changes at any time and without special notice. Rieter systems and Rieter innovations are protected by patents.

2852-v4 en 2004

RIETER